

# Merit-based Incentive Payment System (MIPS)

2025 MIPS Value Pathways  
(MVP) Registration Guide



# Table of Contents

|  |                  |
|--|------------------|
| <b><u>How To Use This Guide</u></b>                        | <b><u>3</u></b>  |
| <b><u>MVP Registration Overview</u></b>                    | <b><u>5</u></b>  |
| <b><u>MVP Registration: Registration Steps</u></b>         | <b><u>8</u></b>  |
| <u>Group Registration</u>                                  | <u>14</u>        |
| <u>Individual Registration</u>                             | <u>17</u>        |
| <u>APM Entity Registration</u>                             | <u>21</u>        |
| <u>Subgroup Registration</u>                               | <u>25</u>        |
| <b><u>MVP Registration: Frequently Asked Questions</u></b> | <b><u>33</u></b> |
| <b><u>Help and Version History</u></b>                     | <b><u>37</u></b> |


**Purpose:** This resource provides guidance on how to register for MVP reporting for the 2025 performance year.

Skip ahead by clicking the links in the Table of Contents.

**Disclaimer:** The screenshots included in this user guide were based on the QPP test environment. Because we are always working to incorporate feedback and improve the experience, there may be differences between these screenshots and what you see on the [QPP website](#).

# How to Use This Guide

### Table of Contents

Click this icon (on the bottom left of each page) to return to the table of contents. 

### Hyperlinks

Hyperlinks to the [Quality Payment Program website](#) and downloadable resources are included throughout the guide to direct the reader to more information and resources.

**Please Note:** This guide was prepared for informational purposes only and isn't intended to grant rights or impose obligations. The information provided is only intended to be a general summary. It isn't intended to take the place of the written law, including the regulations. We encourage readers to review the specific statutes, regulations, and other interpretive materials for a full and accurate statement of their contents.

## MVP Registration: Overview

## Overview

MVPs are one way to meet your MIPS reporting requirements for the 2025 performance year. You must sign in to the [QPP website](#) and register in advance to report an MVP.

- To register, an individual at your organization will need a HCQIS Access and Roles Profile (HARP) account with the Quality Payment Program (QPP) Security Official Role.
  - For more information on HARP accounts, please refer to the Register for a HARP Account document in the [QPP Access User Guide \(ZIP, 4MB\)](#).
  - For more information on obtaining the QPP Security Official role, review the Connect to an Organization document in the [QPP Access User Guide \(ZIP, 4MB\)](#).

### MVP Implementation Guide

For more information about MVP reporting, refer to the [2025 MVP Implementation Guide \(PDF, 2MB\)](#)



## Overview (Continued)

### 2025 MVP Registration Timeline

**April 1, 2025**

MVP Registration opens  
April 1, 2025

- To report the CAHPS for MIPS Survey as part of an MVP, you must complete your MVP registration by June 30, 2025, to align with the CAHPS for MIPS registration deadline.
- You must separately register to participate in the CAHPS for MIPS Survey.
- CAHPS for MIPS Survey registration closes at 8 p.m. ET, June 30, 2025.

**June 30, 2025**

**December 1,  
2025**

MVP registration  
deadline for those **not**  
reporting the CAHPS for  
MIPS Survey.

- Registration closes at 8 p.m. ET, December 1, 2025.



## MVP Registration: Registration Steps



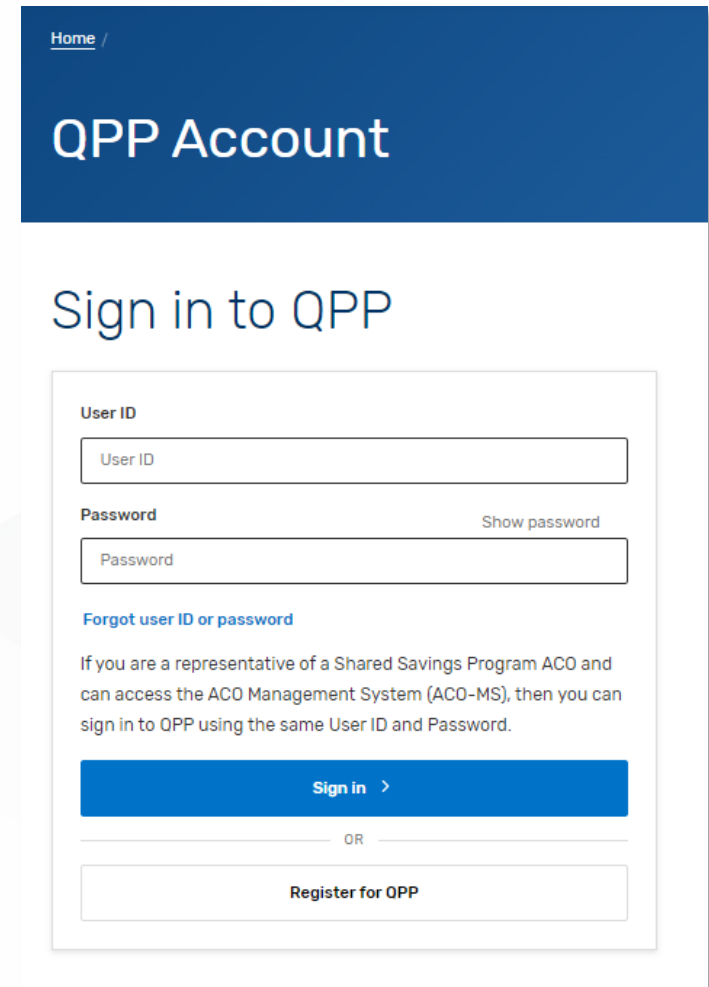
## Sign into Your QPP Account

Sign in to your QPP Account on the [QPP website](#) using your HARP credentials.

MVP and subgroup registration is limited to users with the QPP Security Official role for the practice (Tax Identification Number [TIN]) or Alternative Payment Model (APM) Entity.

- Security officials for the practice (TIN) can complete individual, group, and subgroup registrations.

Don't have a HARP ID or the QPP Security Official role? Refer to [this FAQ](#) for more information



The screenshot shows the 'QPP Account' sign-in interface. At the top, there is a blue header with 'Home /' and 'QPP Account'. Below this, the heading 'Sign in to QPP' is displayed. The sign-in form includes a 'User ID' field, a 'Password' field with a 'Show password' link, and a 'Forgot user ID or password' link. A blue 'Sign in >' button is positioned below the password field. Below the button, there is an 'OR' separator and a 'Register for QPP' button.

Home /

## QPP Account

### Sign in to QPP

User ID

User ID

Password [Show password](#)

Password

[Forgot user ID or password](#)

If you are a representative of a Shared Savings Program ACO and can access the ACO Management System (ACO-MS), then you can sign in to QPP using the same User ID and Password.

**Sign in >**

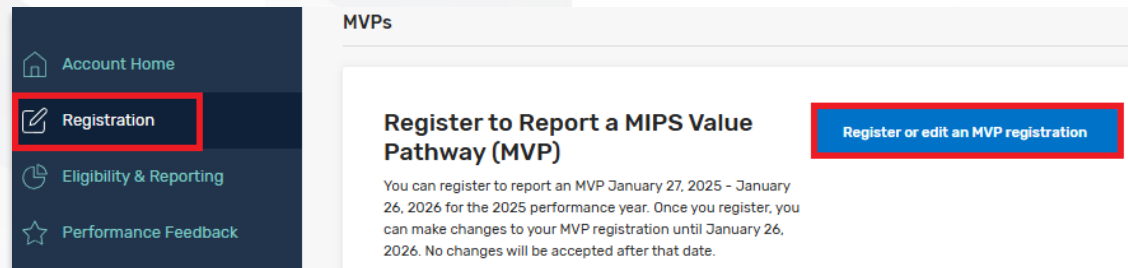
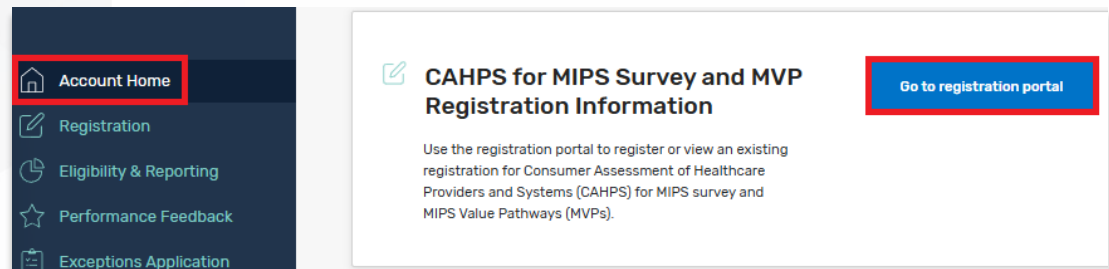
OR

**Register for QPP**

## Navigate to the Registration Portal

Once you're signed in to your account, you can begin registering by:

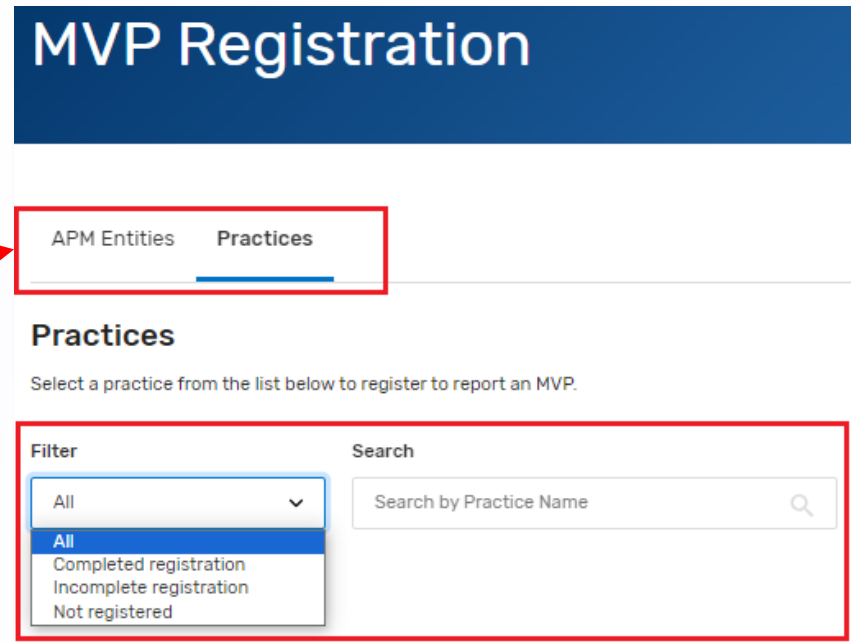
- Selecting the **Go to registration portal** quick link on the **Account Home** page and then click **Register** or **edit an MVP registration**; OR
- Selecting the **Registration** tab in the left-hand navigation menu and then click **Register** or **edit an MVP registration**.



## Select Your Organization

1. Click **APM Entities** or **Practices** (most users will only see one option available) to view a list of associated organizations you can access.
  - If registering for an [APM Entity](#), skip ahead to that section.

You can filter by registration status or search by the practice name if you have multiple organizations associated with your account.



### MVP Registration

APM Entities Practices

#### Practices

Select a practice from the list below to register to report an MVP.

**Filter**

All ▼

All

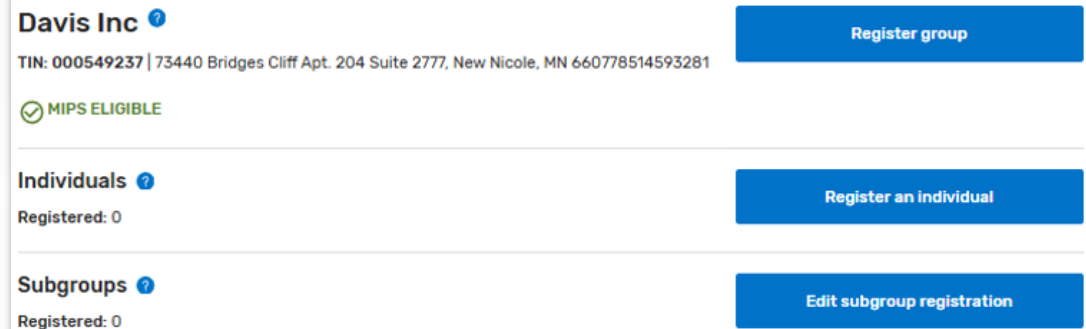
Completed registration

Incomplete registration

Not registered

**Search**

2. Locate the organization under which you wish to register. From here, you can select the option to register a group, individual, or subgroup.



**Davis Inc** ⓘ

TIN: 000549237 | 73440 Bridges Cliff Apt. 204 Suite 2777, New Nicole, MN 660778514593281

✓ MIPS ELIGIBLE

**Individuals** ⓘ

Registered: 0

Register an individual

**Subgroups** ⓘ

Registered: 0

Edit subgroup registration

Register group

## Select Your Organization (Continued)

You can't voluntarily report or opt-in to MVP reporting; you must be MIPS eligible to report an MVP. Participants that aren't eligible to register for MVP reporting will see **Not MIPS Eligible** and the registration options will be grayed out. Virtual Groups can't register for MVP reporting.

**Dittrich, Krajčcek and Urbanová** ?

TIN: | 414 Treutel Plains Apt. 779, South Shawnaumouth, NJ 116646997

**NOT MIPS ELIGIBLE**

---

**Individuals** ?

Registered: 0

---

**Subgroups** ?

Registered: 0

Register group

Register an individual

Register a subgroup

Items marked with a red asterisk (\*) within the registration portal are required fields.

Changes will save automatically, as indicated at the top of the screen.

✓ ALL CHANGES SAVED

## Select MVP Registration Option

Select the appropriate registration option

- Selecting **Register group** will take you to the **MVP Registration Details** page to begin registration.
- Selecting **Register an individual** will take you to the **Manage Individual Registration** page.
- Selecting **Register a subgroup** will take you to the **Manage Subgroup Registration** page.

Jump ahead in this guide by selecting the applicable registration option below.

- [Register Group](#)
- [Register an Individual](#)
- [Register a New Subgroup](#)
- [Register an Alternative Payment Model \(APM\) Entity](#)

### Scoring Org 18 ?

TIN: 000893695 | 1043 Wallace Plains Suite 8992, North Joseburgh, DC 583318040078750

✓ MIPS ELIGIBLE

Register group

### Individuals ?

Registered: 0

Register an individual

### Subgroups ?

Registered: 0

Register a subgroup


NOTE: For more information about the MVP reporting options, refer to the [2025 MVP Implementation Guide \(PDF, 2MB\)](#)



## MVP Registration – Group

On the **MVP Registration Details** page, select the MVP you plan to report. You won't be required to select a population health measure during registration. This is different from the 2024 MVP registration process requiring you to select a population health measure.

### \* Select an MVP

To learn more about the available MVPs, [visit Explore MVPs.](#) 

Quality Care for Patients with Neurological Conditions (M0004)



**Reminder:** A group must have 16 or more clinicians to be eligible for either of the population health measures. We will calculate all available population health measures within the selected MVP and apply the highest achieving measure to your quality score. If you don't meet case minimum for either population health measure, the measure will be excluded from scoring. The population health measures don't count towards the 4 required quality measures.

## MVP Registration – Group (Continued)

When registering for an MVP that includes an outcomes-based administrative claims measure, you'll be prompted to indicate whether the MVP participant would like to be evaluated on it as 1 of your 4 quality measures.

**Scoring reminder:** If you don't meet case minimum for the outcomes-based administrative claims measure, you'll receive 0 out of 10 points for the required outcome measure unless you submit another outcome measure available within the MVP.

### MVP Registration Details

You are registering to report an MVP as **ITScoring-53** (TIN: 000043553)

#### \* Select an MVP

To learn more about the available MVPs, [visit Explore MVPs](#).

Improving Care for Lower Extremity Joint Repair (G0058)

#### Select an Outcomes-based Administrative Claims Measure (optional)

You have the option to select this measure as 1 of your 4 required quality measures. If you don't meet case minimum you'll receive a 0 out of 10 points for this measure unless you submit an additional outcome measure (3 points for small practices).

Risk-standardized complication rate (RSCR) following elective primary total hip arthroplasty (THA) and/or total knee arthroplasty (TKA) for Merit-based Incentive Payment System (MIPS) (480)



## MVP Registration – Group (Continued)

After all required fields are completed, select **Back to MVP Registration** to be taken back to the MVP Registration page. The practice for which the MVP Registration was completed will now display an **MVP Registration Status** with **Complete**.

A Registration Summary is available to download for your records.

If no other types of MVP registrations are needed, skip ahead in this guide, to the [Frequently Asked Questions](#) section.

### ITScoring-55 ?

**TIN: 000043555** | 28861 Jacobs Common  
Suite 884 Suite 5851, Garciafort, ME  
769760482716985

**MVP:** Quality Care for Patients with  
Neurological Conditions (M0004)

[Edit group registration](#)

**MVP Registration Status:** ✓ Complete ?

↓ [Download Registration Summary](#)

✓ **MIPS ELIGIBLE**

NOTE: If you want to delete your MVP registration at any point, select **Delete Registration** at the top of the page. Registrations may be deleted or edited until registration closes on Monday, December 1, 2025, at 8 p.m. ET

 [Delete Registration](#)



# MVP Registration – Individual

## Manage Individual Registration

Filter: All Search: Search by full or partial NPI

Showing 20 of 20 Individuals

**QPPMA UserTwo**  
Davis Inc

NPI: 0214723500 | 73440 Bridges Cliff Apt. 204 Suite 2777, New Nicole, MN 660778514593281

Specialty: Physician/General Surgery

✓ MIPS ELIGIBLE

Register individual

Individual NPIs are displayed on the **Manage Individual Registration** page. You can narrow results by searching for a full or partial NPI. The page allows for filtering based on the status of an MVP registration.

Select **Register Individual** for the NPI the MVP registration is being completed for.

**Blažena Gotthard**  
Rutherford, Wehner and Beier

Specialty: Physician/Family Practice

NPI: 1396853008 | 65373 Corwin Mountains Apt. 195, West Tristonchester, MD 232726177

✗ NOT MIPS ELIGIBLE

Register individual

Participants that aren't eligible to register for MVP reporting will be labeled **Not MIPS Eligible** and the register option; will be grayed out.



## MVP Registration – Individual (Continued)


On the **MVP Registration Details** page, select the MVP you plan to report.

- You won't be required to select a population health measure during registration. This is different from the 2024 MVP registration process requiring you to select a population health measure.
- The current population health measures don't apply to individual clinicians and will be excluded from their score.

### MVP Registration Details

You are registering to report an MVP for **Davis Inc Clinician 4 (NPI: 0000132254)**

**\* Select an MVP**

To learn more about the available MVPs, [visit Explore MVPs](#). 

Improving Care for Lower Extremity Joint Repair (G0058) 

## MVP Registration – Individual (Continued)

When registering for an MVP that includes an outcomes-based administrative claims measure, you'll be prompted to indicate whether the MVP participant would like to be evaluated on it as one of your quality measures.

**Scoring reminder:** If you don't meet case minimum for the outcomes-based administrative claims measure, you'll receive 0 out of 10 points for the required outcome measure unless you submit another outcome measure available within the MVP.

### MVP Registration Details

You are registering to report an MVP for **Davis Inc Clinician 4 (NPI: 0000132254)**

#### \* Select an MVP

To learn more about the available MVPs, [visit Explore MVPs](#).

Improving Care for Lower Extremity Joint Repair (G0058) ▼

#### Select an Outcomes-based Administrative Claims Measure (optional)

You have the option to select this measure as 1 of your 4 required quality measures. If you don't meet case minimum you'll receive a 0 out of 10 points for this measure unless you submit an additional outcome measure (3 points for small practices).

Risk-standardized complication rate (RSCR) following elective primary total hip arthroplasty (THA) and/or total knee arthroplasty (TKA) for Merit-based Incentive Payment System (MIPS) (480) ✓ ▼

## MVP Registration – Individual (Continued)

All changes are automatically saved. After all required fields are completed, select **Back to Manage Individual Registration** to be taken back to the MVP Registration page. The practice for which the MVP Registration was completed will now display an **MVP Registration Status** with **Complete**.

A Registration Summary is available to download for your records.

If no other types of MVP registrations are needed, skip ahead in this guide, to the [Frequently Asked Questions](#) section.

### Davis Inc Clinician 4 Davis Inc

NPI: 0000132254 | 73440 Bridges Cliff Apt. 204 Suite 2777, New Nicole, MN 660778514593281

Specialty: Physician/General Surgery

MVP: Improving Care for Lower Extremity Joint Repair (G0058)

**Outcomes-based Administrative Claims Measure:** Risk-standardized complication rate (RSCR) following elective primary total hip arthroplasty (THA) and/or total knee arthroplasty (TKA) for Merit-based Incentive Payment System (MIPS) (480)

MVP Registration Status: ✓ Complete ?

↓ Download Registration Summary

✓ MIPS ELIGIBLE

[Edit individual registration](#)

NOTE: If you want to delete your MVP registration at any point, select **Delete Registration** at the top of the page. Registrations may be deleted or edited until registration closes on Monday, December 1, 2025, at 8 p.m. ET.

[Delete Registration](#)

## MVP Registration – APM Entity

APM Entities Practices

### APM Entities

Select an APM entity from the list below to register to report an MVP.

Filter Search

All Search by APM Entity Name

Showing 1 of 1 APM Entities

**VM MEDICAL GROUP (QPP)**  
MIPS APM | APM Entity ID: CA9521 | PRIMARY CARE FIRST MODEL

Register APM entity

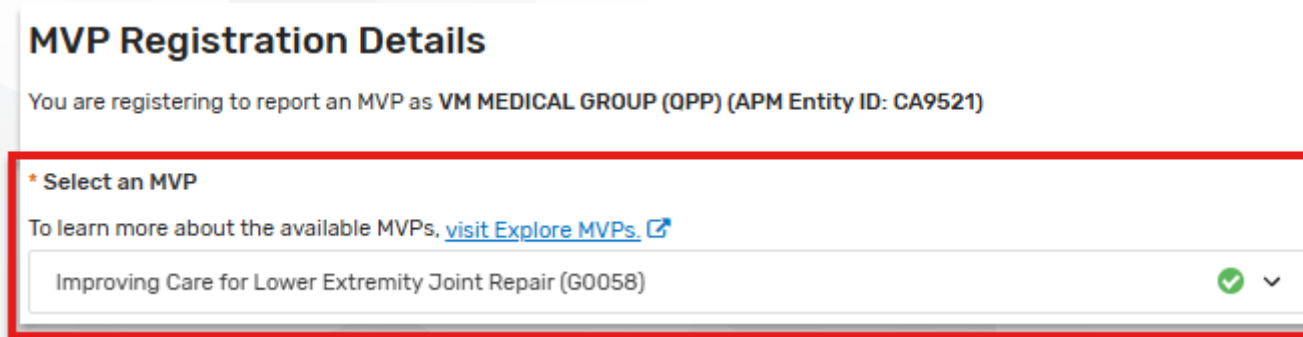
Select **Register APM Entity** for the APM entity an MVP registration is being completed for.

If you have multiple APM Entities on your account, you can search by the APM Entity name or filter by MVP registration status.

## MVP Registration – APM Entity

On the **MVP Registration Details** page, select the MVP you plan to report.


- You won't be required to select a population health measure during registration. This is different from the 2024 MVP registration process requiring you to select a population health measure.





**MVP Registration Details**

You are registering to report an MVP as **VM MEDICAL GROUP (OPP) (APM Entity ID: CA9521)**

**\* Select an MVP**

To learn more about the available MVPs, [visit Explore MVPs](#) 

Improving Care for Lower Extremity Joint Repair (G0058)  

**Scoring reminder:** We will calculate all available population health measures within the selected MVP and apply the highest achieving measure to your quality score. If you don't meet case minimum for either population health measure, the measure will be excluded from scoring. The population health measures don't count towards the 4 required quality measures.

## MVP Registration – APM Entity (Continued)


When registering for an MVP that includes an outcomes-based administrative claims measure, you'll be prompted to indicate whether the MVP participant would like to be evaluated on it as one of your quality measures.

**Scoring reminder:** If you don't meet case minimum for the outcomes-based administrative claims measure, you'll receive 0 out of 10 points for the required outcome measure unless you submit another outcome measure available within the MVP.

### MVP Registration Details

You are registering to report an MVP as **VM MEDICAL GROUP (QPP)** (APM Entity ID: **CA9521**)


#### \* Select an MVP

To learn more about the available MVPs, [visit Explore MVPs](#). 

Improving Care for Lower Extremity Joint Repair (G0058) ▼

#### Select an Outcomes-based Administrative Claims Measure (optional)

You have the option to select this measure as 1 of your 4 required quality measures. If you don't meet case minimum you'll receive a 0 out of 10 points for this measure unless you submit an additional outcome measure (3 points for small practices).

Risk-standardized complication rate (RSCR) following elective primary total hip arthroplasty (THA) and/or total knee arthroplasty (TKA) for Merit-based Incentive Payment System (MIPS) (480)  ▼

## MVP Registration – APM Entity (Continued)

All changes are automatically saved. After all required fields are completed, select **Back to MVP Registration** to be taken back to the MVP Registration page. The practice for which the MVP Registration was completed will now display an **MVP Registration Status** with **Complete**.

A Registration Summary is available to download for your records.

If no other types of MVP registrations are needed, skip ahead in this guide, to the [Frequently Asked Questions](#) section.

### VM MEDICAL GROUP (QPP)

MIPS APM | APM Entity ID: CA9521 | PRIMARY CARE FIRST MODEL

MVP: Improving Care for Lower Extremity Joint Repair (G0058)

**Outcomes-based Administrative Claims Measure:** Risk-standardized complication rate (RSCR) following elective primary total hip arthroplasty (THA) and/or total knee arthroplasty (TKA) for Merit-based Incentive Payment System (MIPS) (480)

MVP Registration Status: ✓ Complete ⓘ

⬇ Download Registration Summary

Edit APM entity registration

NOTE: If you want to delete your MVP registration at any point, select **Delete Registration** at the top of the page. Registrations may be deleted or edited until registration closes on Monday, December 1, 2025, at 8 p.m. ET

🗑 Delete Registration






## MVP Registration – Subgroup

### Davis Inc

TIN: 000549237 | 73440 Bridges Cliff Apt. 204 Suite 2777, New Nicole, MN 660778514593281

### Associated Subgroups

If you have already registered a subgroup, select one of the subgroups below to view and edit details.

 Register a subgroup

Filter

All

Search

Search by Subgroup name



On the Manage Subgroup  
Registration page, select  
**Register a subgroup.**

## MVP Registration – Subgroup (Continued)

Subgroups registration requires additional information, beyond what a Group or Individual require. For these categories, don't include Personal Identifiable Information (PII) or your Tax Identification Number (TIN).

**Subgroup Name:** This is the name that would be used for public reporting on Medicare Care Compare.

**NOTE:** After entering a Subgroup name, press Tab on your keyboard or click outside of the subgroup name field, to advance to the remaining Subgroup information.

**Subgroup Composition:** Select single-specialty or multi-specialty, based on the composition of your subgroup.

**Subgroup Composition Narrative** (Informational Purposes Only): Describe and provide rationale for how you chose which clinicians to include in this subgroup. Example: "This subgroup represents our west side practice, which uses one EHR platform and collaborates on patient care across orthopedic surgeons, physical therapists, nurse practitioners (NPs), and other associated clinicians."

### Subgroup & MVP Registration Details

You are registering to report an MVP as a subgroup of Davis Inc (TIN: 000549237).

\* What is the subgroup's name? (Name will be used for public reporting.) ?

Davis Subgroup 1

\* Subgroup Composition ?

☒ Single-specialty subgroup

☐ Multi-specialty subgroup

\* Subgroup Composition Narrative (for informational purposes only)

Describe and provide rationale for how you chose which clinicians to include in this subgroup. Example: "This subgroup represents our west side practice, which uses one EHR platform and collaborates on patient care across orthopedic surgeons, physical therapists, nurse practitioners (NPs), and other associated clinicians."

This subgroup represents our west side practice, which uses one EHR platform and collaborates on patient care across orthopedic surgeons, physical therapists, nurse practitioners, and other associated clinicians. ✓

288 characters remaining

**TIP:** After the Subgroup Name is entered, a Subgroup ID will be generated by the system. This unique ID will be needed during data submission time, so it's important to make note of it.

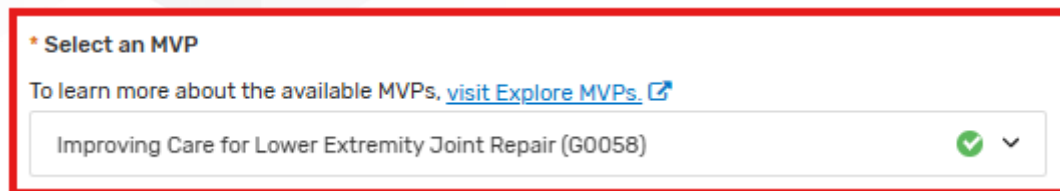
Subgroup Name (Subgroup ID: SG-00000762)



## MVP Registration – Subgroup (Continued)

You'll need to select the MVP you plan to report.

- You won't be required to select a population health measure during registration. This is different from the 2024 MVP registration process requiring you to select a population health measure.



\* Select an MVP

To learn more about the available MVPs, [visit Explore MVPs](#).

Improving Care for Lower Extremity Joint Repair (G0058) ✓ ▾

**Reminder:** We will calculate all available population health measures within the selected MVP and apply the highest achieving measure to your quality score. If you don't meet case minimum for either population health measure, the measure will be excluded from scoring. The population health measures don't count towards the 4 required quality measures.

- Subgroups will be evaluated on the selected population health measure at the affiliated group level (all clinicians in the practice). The affiliated group must have 16 or more clinicians for the subgroup to eligible for the current population health measures.

## MVP Registration – Subgroup (Continued)

To add clinicians to the subgroup, check the box next to each clinician.

- Your subgroup must include at least 2 clinicians and at least one individually eligible MIPS eligible clinician (identified by Individual status in the **Eligibility** column).

### 1 clinicians in the Davis Subgroup 1

INCOMPLETE

Select at least 2 MIPS eligible clinicians

COMPLETE

Include at least 1 individually eligible MIPS eligible clinician

Search

Search by NPI, Name, or Specialty

| <input type="checkbox"/>            | First Name | Last Name   | NPI        | Specialty                 | Eligibility  |
|-------------------------------------|------------|-------------|------------|---------------------------|--------------|
| <input type="checkbox"/>            | QPPMA      | UserTwo     | 0214723500 | Physician/General Surgery | ✓ INDIVIDUAL |
| <input type="checkbox"/>            | QPPMA      | UserFive    | 0194469686 | Physician/General Surgery | ✓ INDIVIDUAL |
| <input checked="" type="checkbox"/> | Davis Inc  | Clinician 4 | 0000132254 | Physician/General Surgery | ✓ INDIVIDUAL |

### 7 clinicians in the Davis Subgroup 1

COMPLETE

Select at least 2 MIPS eligible clinicians

COMPLETE

Include at least 1 individually eligible MIPS eligible clinician

The **Incomplete** status will update to **Complete** as the 2 requirements are met.

## MVP Registration – Subgroup (Continued)

Another way to add clinicians to the subgroup is to download a file of all clinicians in the practice/TIN.

Within the file, choose "yes" from the dropdown, in column A, **Include in Subgroup**.

- You don't need to make any selections for clinicians you're not including in the subgroup.

Save the workbook to your computer and select **Continue to upload** within the Select Subgroup Members section in the Registration Portal.

Upload the file by selecting **Continue to upload**.

### \* Select Subgroup Members

Check the box next to each clinician to be included in the subgroup. Your subgroup must include at least 2 clinicians and at least one individually eligible MIPS eligible clinician (identified by Individual status in the Eligibility column).

OR

Download a file of all clinicians in the practice/TIN. Choose "yes" from the dropdown list in the Add to Subgroup column for each clinician you wish to add to the subgroup. You can safely exit out of this process if you choose, work in the file, and once you return, select "Continue to Upload".

Download file

Continue to upload

|   | Include in Subgroup | First Name      |
|---|---------------------|-----------------|
| 0 |                     | Scoring APM NPF |
| 1 |                     | Scoring APM NPF |
| 2 | Yes                 | Scoring Org 18  |
| 3 |                     | Scoring Org 18  |

### \* Select Subgroup Members

Check the box next to each clinician to be included in the subgroup. Your subgroup must include at least 2 clinicians and at least one individually eligible MIPS eligible clinician (identified by Individual status in the Eligibility column).

OR

Download a file of all clinicians in the practice/TIN. Choose "yes" from the dropdown list in the Add to Subgroup column for each clinician you wish to add to the subgroup. You can safely exit out of this process if you choose, work in the file, and once you return, select "Continue to Upload".

Download file

Continue to upload




## MVP Registration – Subgroup (Continued)

You can upload the file by either dragging and dropping the file or by selecting **Browse** and navigating to the location the file is saved on your computer.

### Upload File

You are uploading a subgroup member file for:  
**Super Awesome Subgroup**  
Subgroup ID: SG-00001342

  
**DRAG & DROP**

**Upload data in Excel**  
Your .xlsx file here, or **browse**

Uploading this file will **overwrite** any previous subgroup clinician files.

CancelUpload file

### Accepted files to upload

This upload tool accepts properly formatted **Excel** (.xlsx) files.

### Subgroup creation requirements

Your subgroup registration file must include a minimum of two clinicians, at least one of whom is a MIPS eligible clinician.

## MVP Registration – Subgroup (Continued)

### Upload File

You are uploading a subgroup member file for:

**Subgroup Name**

Subgroup ID: SG-00000762



#### Upload Successful

Your file successfully uploaded. You can review your uploaded subgroup members in the table once you close this modal.

File(s) to upload(1)



Subgroup Members.xlsx



Upload different file

Review subgroup members

After a successful upload, select **Review subgroup members** to confirm the changes to the listed clinicians on the screen.

Note: Uploading a file will overwrite any existing subgroup composition.

## MVP Registration – Subgroup (Continued)

All changes are automatically saved. After all required fields are completed, select **Back to Manage Subgroup Registration** to be taken back to the Manage Subgroup Registration page. The practice for which the MVP Registration was completed will now display an **MVP Registration Status** with **Complete**.

A Registration Summary is available to download for your records.

### Davis Subgroup 1

Subgroup ID: SG-00001412

MVP: Improving Care for Lower Extremity Joint Repair (G0058)

**Outcomes-based Administrative Claims Measure:** Risk-standardized complication rate (RSCR) following elective primary total hip arthroplasty (THA) and/or total knee arthroplasty (TKA) for Merit-based Incentive Payment System (MIPS) (480)

MVP Registration Status: ✓ Complete ?

[Download Registration Summary](#)

[Edit subgroup registration](#)

NOTE: If you want to delete your MVP registration at any point, select **Delete Registration** at the top of the page. Registrations may be deleted or edited until registration closes on Monday, December 1, 2025, at 8 p.m. ET

[Delete Registration](#)





## MVP Registration: Frequently Asked Questions

## Frequently Asked Questions

### What do I do if I don't have a HARP ID or QPP Security Official role?

You need both a HARP ID and the QPP Security Official role for your organization to submit an MVP registration.

- The Security Official for a practice can submit an MVP registration on behalf of an individual, group, or subgroup.
- The Security Official for an APM Entity can submit an APM Entity MVP registration.

To learn about HARP account registration, review **Step 1. Register for a HARP Account** in the [Quality Payment Program Access Guide \(ZIP, 4MB\)](#).

To learn about QPP roles, review **Step 2a. Connect as an Organization** in the [Quality Payment Program Access Guide \(ZIP, 4MB\)](#).

### Can our third party intermediary complete our MVP (and subgroup if applicable) registration?

No. Only the practice or APM Entity Security Official can complete MVP registration.

### Can we update our registration?

Yes, you can update your registration on the QPP Website until the deadline on **Monday, December 1, 2025, at 8 p.m. ET.**



## Frequently Asked Questions

### Once we're registered for an MVP, do we have to report it?

No. Even if you register to report an MVP, you can still choose to report Traditional MIPS (or the APM Performance Pathway [APP] if applicable) instead (or in addition to your MVP reporting). As a reminder, the subgroup participation option is only available for MVP reporting; MIPS eligible clinicians that registered to report as a subgroup would need to report traditional MIPS or the APP as individuals, as a group, or as an APM Entity (if applicable) if they don't report the MVP.

If you complete an MVP registration but don't ultimately report the MVP, you'll receive the highest final score that can be attributed to you from any reporting option and participation option, with the exception of virtual groups.

### We would like to submit the Consumer Assessment of Healthcare Providers and Systems (CAHPS) for MIPS Survey for 1 of our 4 required quality measures, how do we do this?

Groups, subgroups\*, and APM Entities that register for an MVP that includes the CAHPS for MIPS Survey as an available quality measure will need to complete a separate registration by June 30, 2025, at 8p.m. ET. Visit the QPP website to [learn more about CAHPS for MIPS Survey registration](#).

- The CAHPS for MIPS Survey is available as a quality measure within the following MVPs:
  1. Adopting Best Practices and Promoting Patient Safety within Emergency Medicine MVP (MVP ID: G0057)
  2. Advancing Cancer Care MVP (MVP ID: M0001)
  3. Optimal Care for Patients with Urologic Conditions MVP (MVP ID: M1423)
  4. Value in Primary Care MVP (MVP ID: M0005)

\*Subgroups must contact the QPP Service Center to complete a CAHPS for MIPS registration.

Contact the QPP Service Center by email at [QPP@cms.hhs.gov](mailto:QPP@cms.hhs.gov), by creating a [QPP Service Center ticket](#), or by phone at 1-866-288-8292 (Monday through Friday, 8 a.m. - 8 p.m. ET).



## Frequently Asked Questions

### Can we register and then become ineligible for reporting the MVP we registered for?

Yes, if you register to report an MVP as an individual or group\*. You can't voluntarily report or opt-in to MVP reporting; you must be MIPS eligible to report an MVP.

Eligibility timeline:

- Initial 2025 MIPS eligibility was available in December 2024, before the 2025 MVP registration period.
- Final 2025 eligibility will be available by early December 2025.

Just as with traditional MIPS, individuals and groups that register for an MVP must confirm their final eligibility for the 2025 performance year when it's published on the [QPP Participation Status](#) tool.

**An individual (identified by TIN/NPI combination) or group (identified by TIN) that becomes ineligible or opt-in eligible when final eligibility is released can't report the MVP they registered for.**

Instead, they can:

1. Voluntarily report [traditional MIPS](#).
2. Opt-in to traditional MIPS reporting (if applicable).
3. Do nothing/don't report. (Ineligible and opt-in eligible clinicians and groups aren't required to report.)

**\*Please note that this doesn't apply to subgroups.** We only use initial eligibility results to determine a subgroup's eligibility to register for and report an MVP ([83 FR 70043](#)). If the subgroup's affiliated group becomes ineligible or opt-in eligible when final eligibility is released, the subgroup can still report the MVP for which they registered. If the subgroup reports, the MIPS eligible clinicians in the subgroup will receive the associated payment adjustment.

### Where can I learn more about eligibility?

You can learn more about eligibility and how it can change by reviewing the [QPP website](#) and the [2025 MIPS Participation and Eligibility User Guide \(PDF, 2MB\)](#).



## Help and Version History

## Where Can You Go for Help?

---

### Contact the Quality Payment Program Service

**Center** by email at [QPP@cms.hhs.gov](mailto:QPP@cms.hhs.gov), by creating a [QPP Service Center ticket](#), or by phone at 1-866-288-8292 (Monday through Friday, 8 a.m. - 8 p.m. ET). To receive assistance more quickly, please consider calling during non-peak hours—before 10 a.m. and after 2 p.m. ET.

**People who are deaf or hard of hearing can dial 711 to be connected to a TRS Communications Assistant.**

---

Visit the [Quality Payment Program website](#) for other [help and support information](#), to learn more about [MIPS](#), and to check out the resources available in the [Quality Payment Program Resource Library](#).

Visit the [Small Practices](#) page of the Quality Payment Program website where you can **sign up for the monthly QPP Small Practices Newsletter** and find resources and information relevant for small practices.

## Version History

If we need to update this document, changes will be identified here.

| DATE       | DESCRIPTION       |
|------------|-------------------|
| 04/01/2025 | Original Posting. |

According to the Paperwork Reduction Act of 1995 (44 U.S.C. 3501 et seq.), no persons are required to respond to a collection of information unless it displays a valid OMB control number. The valid OMB control number for this information collection is 0938-1314 (Expiration date: 2/28/2027). This information collection is the tool to register as an MVP to meet MIPS reporting requirements. The time required to complete this information collection varies per response, including the time to review instructions, search existing data resources, gather the data needed, to review and complete the information collection. This information collection is mandatory (Medicare Access and CHIP Reauthorization Act of 2015 (MACRA) (Pub. L. 114-10, April 16, 2015)) and all information collected will be kept private in accordance with regulations at 45 CFR 155.260, Privacy and Security of Personally Identifiable Information. Pursuant to this regulation, CMS may only use or disclose personally identifiable information to the extent that such information is necessary to carry out their statutory and regulatory mandated functions. If you have comments concerning the accuracy of the time estimate(s) or suggestions for improving this form, please write to: CMS, 7500 Security Boulevard, Attn: PRA Reports Clearance Officer, Mail Stop C4-26-05, Baltimore, MD 21244-1850. If you have questions or concerns regarding where to submit your documents, please contact QPP at [gpp@cms.hhs.gov](mailto:gpp@cms.hhs.gov).

Under the Privacy Act of 1974 (5 U.S.C. 552a) any personally identifying information obtained will be kept private to the extent of the law.

